



**J THOMAS & COMPANY PRIVATE LIMITED**  
KOLKATA MARKET SYNOPSIS - SALE 30 (2025 - 26)

CTC
<b>Market Report</b>
· Good demand
· Liquoring Assams sold around last levels.
· Fannings and BPS tended easier and saw some withdrawals.
<b>Buying Analysis</b>
· Western India: Good support on the better teas
· Hindustan Unilever: Operated TCPL: Quiet
· Exporters: Some enquiry on bolder brokens and fannings
Other Internal/Local: Fair enquiry
Orthodox
<b>Market Report</b>
· Strong demand
· Few tippy teas on offer sold readily. Well made Whole Leaf and Brokens sold at firm to occasionally dearer rates. GFOP witnessed improved demand and sold readily.
· Remainder Whole Leaf and Brokens irregular around last. Fannings and Cleaner Secondaries around last levels.
<b>Buying Analysis</b>
· Middle East : Active
· CIS: Good Support
· Hindustan Unilever : Very selective

DUST
<b>Market Report</b>
· Good demand
· Liquoring Assams irregularly easier with PD levels being declined.
· Remainder followed a similar trend.
<b>Buying Analysis</b>
· Hindustan Unilever: Active
· Western India: Active
· West Bengal Manufacturing: Selective
Darjeeling
<b>Market Report</b>
· Good demand
· Well made whole leaf grades sold well between Rs 700-1000. Speciality sorts appreciated with quality. Plain whole leaf sold between Rs 500-600. Brokens and Fannings sold in line with quality, with the plainer teas witnessing some outlots.
· Exporters:- Mainstay Hindustan Unilever and Telojian: Active Local/Internal: Good support

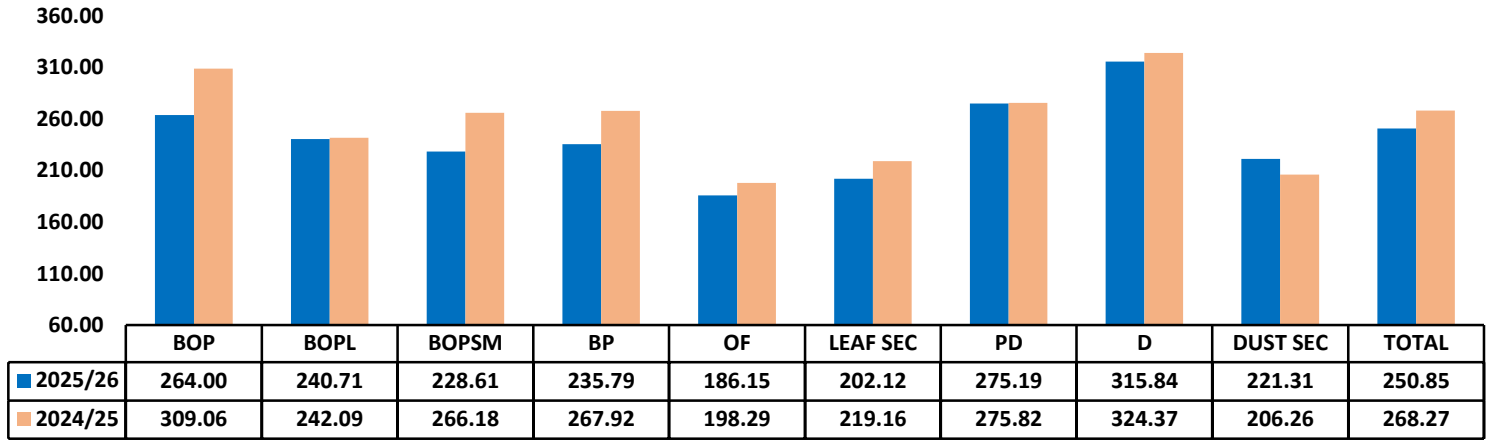
### AUCTION AVERAGES

	2025/26			2024/25			UP TO SALE 30		
	SALE 30	SALE 29	+/-	SALE 30	SALE 29	+/-	2025/26	2024/25	2023/24
CTC LEAF	244.25	246.48	-2.23	276.27	287.07	-10.80	237.37	264.52	220.34
DUST	267.27	273.20	-5.93	283.38	297.21	-13.82	275.36	274.24	224.25
TOTAL	252.80	257.57	-4.77	279.12	291.52	-12.40	250.85	268.27	221.56
ORTHODOX	311.91	301.93	9.97	317.12	313.80	3.32	306.34	302.09	224.18
DARJEELING	654.25	614.94	39.31	686.97	548.93	138.03	560.28	480.75	447.81
ALL TEAS	277.81	278.42	-0.61	291.37	298.78	-7.42	273.77	281.55	224.94

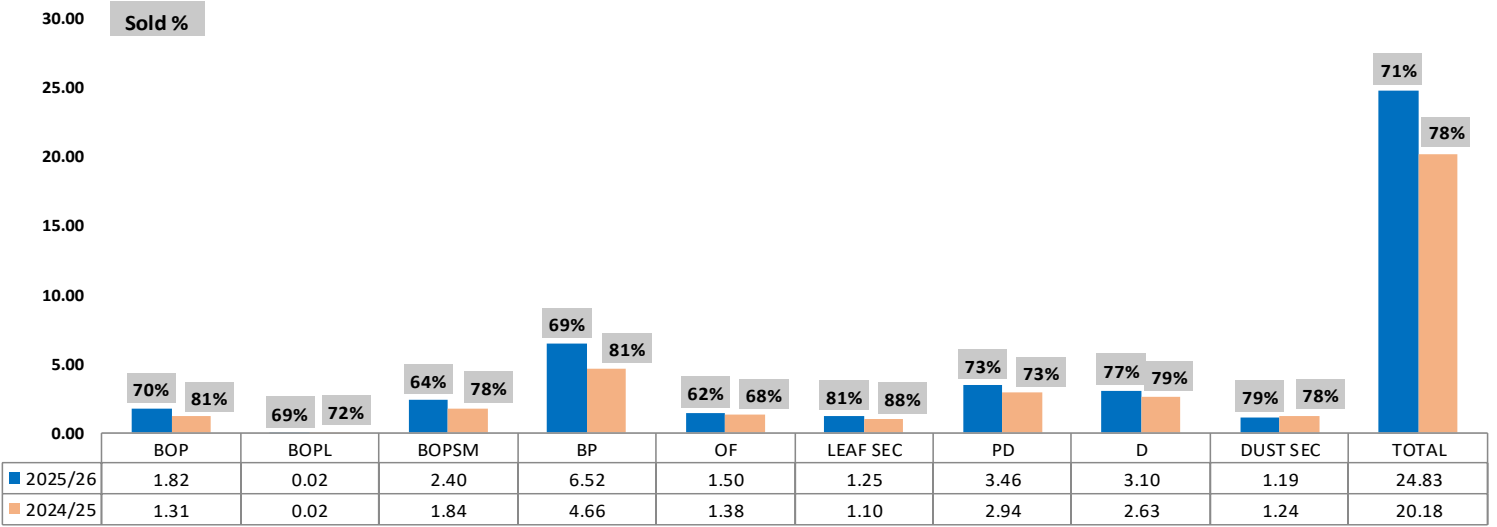
### KOLKATA AUCTION AVERAGES

SALE		26	27	28	29	30	31
CTC LEAF	2025/26	258.18	263.82	247.27	246.48	244.25	
	2024/25	291.72	289.77	288.29	287.07	276.27	277.15
DUST	2025/26	284.98	281.39	276.00	273.20	267.27	
	2024/25	297.98	303.47	305.23	297.21	283.38	278.01
TOTAL	2025/26	267.52	270.39	258.21	257.57	252.80	
	2024/25	294.57	295.37	295.20	291.52	279.12	277.48
ORTHODOX	2025/26	290.64	296.42	290.07	301.93	311.91	
	2024/25	313.18	308.37	306.87	313.80	317.12	299.91
DARJEELING	2025/26	492.74	478.09	555.83	614.94	654.25	
	2024/25	368.76	467.68	541.84	548.93	686.97	538.94

### Kolkata Gradewise Averages CTC Leaf / Dust Upto Sale 30



### Kolkata Gradewise Sold Quantity (M. Kgs) CTC Leaf / Dust Upto Sale 30



## KOLKATA GRADEWISE ORTHODOX AVARAGES UPTO SALE 30

GRADE	2025 - 25		2024 - 25		GRADE	2025 - 25		2024 - 25	
	QTY.	AVG	QTY.	AVG		QTY.	AVG	QTY.	AVG
TGFOP1	645744.3	425.51	457265.1	416.94	GFBOP	953195.1	323.62	765645.7	318.09
TGFOP	1254830.7	386.12	894445.0	377.94	GBOP	1239693.5	294.84	889894.7	301.43
GFOP	797441.0	350.55	551183.1	351.65	BPS	577826.9	364.70	466980.6	323.32
FOP	895937.7	276.11	588722.7	280.67	GBOP1/FBOP1	1374324.6	208.36	864452.9	194.16
FBOP	1863576.0	341.19	1218996.8	322.93	BOPF/GOF/FOF	956787.1	181.57	665274.3	190.07

OFFER / SOLD QUANTITY & AVERAGE PRICE CTC / DUST												
	THIS SALE				LAST SALE				TO DATE			
	OFFERED	SOLD	AVG.	OUT %	OFFERED	SOLD	AVG.	OUT %	OFFERED	SOLD	AVG.	OUT %
BROKENS	15,99,917	10,96,264	243.56	31%	15,00,974	10,00,361	247.66	33%	1,63,09,280	1,11,55,140	239.60	32%
FANNINGS	6,42,281	3,85,203	260.51	40%	5,46,659	2,88,144	257.71	47%	53,66,952	36,19,517	242.66	33%
LEAF SEC.	1,76,673	1,37,878	204.40	22%	1,70,476	1,30,840	212.72	23%	15,42,327	12,49,134	202.12	19%
LEAF TOTAL	24,18,870.6	16,19,346.2	244.25	33%	22,18,108.7	14,19,344.6	246.48	36%	2,32,18,558.9	1,60,23,791.0	237.37	31%
DUST	12,41,133	8,16,149	276.96	34%	11,51,831	8,58,743	281.92	25%	1,00,58,544	76,16,670	283.81	24%
DUST SEC.	1,90,831	1,40,586	211.01	26%	1,94,395	1,48,637	222.84	24%	15,09,277	11,89,886	221.31	21%
DUST TOTAL	14,31,964.9	9,56,734.8	267.27	33%	13,46,226.5	10,07,380.4	273.20	25%	1,15,67,821.0	88,06,555.1	275.36	24%
TOTAL	38,50,835.5	25,76,081.0	252.80	33%	35,64,335.2	24,26,725.0	257.57	32%	3,47,86,379.9	2,48,30,346.1	250.85	29%

OFFER / SOLD QUANTITY & AVERAGE PRICE ORTHODOX												
WHOLE LEAF	7,52,086	6,59,639	343.57	12%	7,57,280	6,52,127	337.29	14%	71,38,521	60,47,822	340.68	15%
BROKENS	6,28,487	5,83,876	332.86	7%	7,35,369	6,29,195	318.50	14%	66,24,917	53,95,525	328.63	19%
FANNINGS	1,10,808	99,706	170.29	10%	1,24,288	1,15,123	173.62	7%	12,44,868	10,36,600	180.74	17%
SECONDARY	1,81,516	1,77,767	205.05	2%	2,12,187	1,98,180	207.54	7%	20,99,662	19,93,284	207.11	5%
ORTH. TOTAL	16,72,897.1	15,20,988.6	311.91	9%	18,29,123.6	15,94,624.2	301.93	13%	1,71,07,967.9	1,44,73,230.6	306.34	15%

OFFER / SOLD QUANTITY & AVERAGE PRICE DARJEELING												
WHOLE LEAF	38,330	23,733	823.95	38%	34,066	27,723	760.78	19%	2,84,112	1,82,410	776.93	36%
BROKENS	6,890	4,827	269.11	30%	9,275	4,193	260.76	55%	1,13,597	78,361	346.50	31%
FANNINGS	6,814	4,831	205.37	29%	14,098	7,029	251.05	50%	1,51,011	80,829	278.60	46%
DARJ. TOTAL	52,034.2	33,389.8	654.25	36%	57,439.5	38,944.8	614.94	32%	5,48,719.0	3,41,600.2	560.28	38%

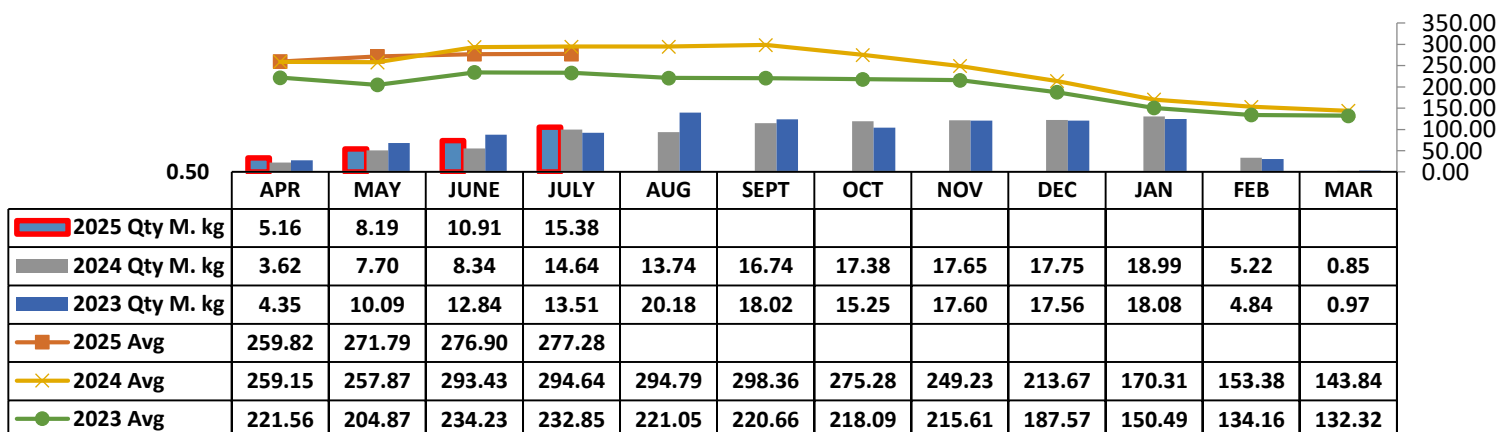
OFFER / SOLD QUANTITY & AVERAGE PRICE												
CTC	THIS SALE				LAST SALE				TO DATE			
	OFFERED	SOLD	AVG.	OUT %	OFFERED	SOLD	AVG.	OUT %	OFFERED	SOLD	AVG.	OUT %
2025-26	2418870.6	1619346.2	244.25	33%	2218108.7	1419344.6	246.48	36%	23218558.9	16023791.0	237.37	31%
2024-25	1783030.9	1428967.0	276.27	20%	1464109.7	1189099.5	287.07	19%	15768930.2	12402728.7	264.52	21%
DUST	OFFERED	SOLD	AVG.	OUT %	OFFERED	SOLD	AVG.	OUT %	OFFERED	SOLD	AVG.	OUT %
2025-26	1431964.9	956734.8	267.27	33%	1346226.5	1007380.4	273.20	25%	11567821.0	8806555.1	275.36	24%
2024-25	1232498.5	956261.8	283.38	22%	1133233.7	930258.6	297.21	18%	10222818.7	7780966.8	274.24	24%
ORTHODOX	OFFERED	SOLD	AVG.	OUT %	OFFERED	SOLD	AVG.	OUT %	OFFERED	SOLD	AVG.	OUT %
2025-26	1672897.1	1520988.6	311.91	9%	1829123.6	1594624.2	301.93	13%	17107967.9	14473230.6	306.34	15%
2024-25	770245.5	722991.7	317.12	6%	773460.5	706601.8	313.80	9%	10986501.2	9848233.9	302.09	10%
DARJEELING	OFFERED	SOLD	AVG.	OUT %	OFFERED	SOLD	AVG.	OUT %	OFFERED	SOLD	AVG.	OUT %
2025-26	52034.2	33389.8	654.25	36%	57439.5	38944.8	614.94	32%	548719.0	341600.2	560.28	38%
2024-25	48632.5	26754.0	686.97	45%	42436.1	19140.4	548.93	55%	688332.0	330794.0	480.75	52%
TOTAL	OFFERED	SOLD	AVG.	OUT %	OFFERED	SOLD	AVG.	OUT %	OFFERED	SOLD	AVG.	OUT %
2025-26	5575766.8	4130459.3	277.81	26%	5450898.3	4060294.0	278.42	26%	52443066.8	39645176.9	273.77	24%
2024-25	3834407.3	3134974.5	291.37	18%	3413240.0	2845100.3	298.78	17%	37666582.1	30362723.5	281.55	19%

PRICE RANGE	CTC LEAF					DUST				
% OF TEAS SOLD	2025/26		UP TO SALE 30			2025/26		UP TO SALE 30		
	SALE 30	SALE 29	2025/26	2024/25	2023/24	SALE 30	SALE 29	2025/26	2024/25	2023/24
BELOW 160	23.30	27.62	26.53	19.21	29.74	8.53	8.93	12.08	14.36	23.75
BETWEEN 160.00-179.99	5.00	2.47	5.03	6.12	7.22	3.30	2.53	3.52	5.72	7.66
BETWEEN 180.00-199.99	5.06	5.78	5.04	5.30	6.87	4.21	4.08	4.34	5.30	6.36
BETWEEN 200.00-219.99	5.69	5.51	6.32	6.85	7.38	7.18	8.15	6.48	6.21	7.80
BETWEEN 220.00-139.99	4.90	3.51	5.11	6.57	7.06	5.82	5.73	4.56	5.48	7.46
BETWEEN 240.00-259.99	6.61	4.20	7.53	7.11	7.01	8.96	6.00	6.33	6.22	9.05
BETWEEN 260.00-279.99	8.45	6.35	7.82	5.53	7.42	6.57	4.89	6.27	6.14	11.19
ABOVE 280	41.00	44.57	36.60	43.32	27.30	55.42	59.68	56.41	50.56	26.74

PRICE RANGE	ORTHODOX					PRICE RANGE	DARJEELING		
% OF TEAS SOLD	2025/26		UP TO SALE 30			% OF TEAS SOLD	2025/26		UP TO SALE 30
	SALE 30	SALE 29	2025/26	2024/25	2023/24		SALE 30	SALE 29	2025/26
BELOW 200	10.32	10.46	11.80	14.81	31.77	BELOW 300.00	22.15	18.91	23.22
BETWEEN 200.00-219.99	8.15	8.55	7.61	3.23	11.68	BETWEEN 301.00-400.99	3.62	4.71	12.30
BETWEEN 220.00-239.99	8.17	9.37	7.15	4.40	17.96	BETWEEN 401.00-500.99	1.89	1.69	8.38
BETWEEN 240.00-259.99	6.91	7.54	6.37	5.59	15.55	BETWEEN 501.00-600.99	19.36	13.32	19.07
BETWEEN 260.00-279.99	5.34	6.59	6.65	6.56	8.03	BETWEEN 601.00-700.99	14.96	23.56	11.28
ABOVE 280	61.11	57.50	60.42	65.40	15.02	ABOVE 701.00	38.02	37.81	25.75

FUTURE FRESH OFFERING (IN PACKAGES)															
SALE NO	THIS YEAR-2025 - 26					LAST YEAR-2024 - 25					DIFFERENCE				
	CTC LEAF	ORTH.	DARI.	DUST	TOTAL	CTC LEAF	ORTH.	DARI.	DUST	TOTAL	CTC LEAF	ORTH.	DARI.	DUST	TOTAL
31	72468	53311	3143	32379	161301	56892	46157	2441	29335	134825	15576	7154	702	3044	26476
32	77891	65399	2928	32768	178986	53188	37634	2231	30029	123082	24703	27765	697	2739	55904
33	81531	68700	2821	43811	196863	53640	40674	2881	28503	125698	27891	28026	-60	15308	71165
TOTAL	231890	187410	8892	108958	537150	163720	124465	7553	87867	383605	68170	62945	1339	21091	153545

### Kolkata Monthly Price Movement All Teas



## CTTA BUYING (ALL TEAS) FOR THE SALE 30

	CTC LEAF			DUST				TOTAL					
	SALE 30												
OFFER	24,18,870.6			Kgs	OFFER	14,31,964.9			Kgs	OFFER	38,50,835.5		Kgs
SOLD	16,19,346.2			Kgs	SOLD	9,56,734.8			Kgs	SOLD	25,76,081.0		Kgs
SOLD %	67%				SOLD %	67%				SOLD %	67%		
ZONES	KGS.	AVG.	%		Kgs	AVG	%		Kgs	AVG	%		
W.India	5,81,744.7	284.60	36%	HUL	2,49,065.2	269.38	26%	W.India	7,58,595.7	281.33	29%		
Local	2,98,655.9	204.80	18%	W.India	1,76,851.0	270.59	18%	Local	4,05,780.7	209.34	16%		
WI.Pack	1,72,163.6	237.93	11%	Others	1,67,153.7	262.78	17%	HUL	3,44,889.3	264.61	13%		
S.India	1,13,143.9	271.94	7%	Local	1,07,124.8	222.00	11%	Others	2,58,493.8	229.34	10%		
N.India	1,05,284.9	218.39	7%	Exports	1,04,171.2	271.19	11%	Exports	1,84,688.4	232.86	7%		
HUL	95,824.1	252.23	6%	Packeteers	98,125.6	307.00	10%	WI.Pack	1,78,703.3	238.69	7%		
Others	91,340.1	168.14	6%	N.India	36,147.1	256.30	4%	N.India	1,41,432.0	228.08	5%		
Exports	80,517.2	183.26	5%	WI.Pack	6,539.7	258.70	1%	Packeteers	1,26,270.4	288.11	5%		
NI.Pack	35,843.2	333.35	2%	NI.Pack	6,506.1	333.51	1%	S.India	1,18,194.3	273.48	5%		
Packeteers	28,144.8	222.27	2%	S.India	5,050.4	307.78	1%	NI.Pack	42,349.3	333.37	2%		
TCPL	16,683.8	95.42	1%					TCPL	16,683.8	95.42	1%		
Grand Total	16,19,346.2	244.25	100%	TOTAL	9,56,734.8	267.27	100%	TOTAL	25,76,081.0	252.80	100%		

	ORTHODOX			DARJEELING				
	SALE 30							
OFFER	16,72,897.1			Kgs	OFFER	52,034.2		Kgs
SOLD	15,20,988.6			Kgs	SOLD	33,389.8		Kgs
SOLD %	91%				SOLD %	64%		
ZONE	Kgs	AVG	%		Kgs	AVG	%	
Others	4,32,568.6	319.83	28%	Exports	12,219.5	644.00	37%	
Middle East	4,18,484.3	302.86	28%	Local	9,252.8	495.66	28%	
Local	3,39,083.0	335.23	22%	Others	9,037.0	713.94	27%	
Other Exports	1,14,852.7	307.04	8%	Domestic	1,511.5	1,256.41	5%	
Domestic	80,166.9	211.68	5%	Other Exports	852.5	829.55	3%	
N.India	55,360.4	340.50	4%	HUL	406.0	685.94	1%	
W.India	33,831.1	257.45	2%	W.India	110.5	481.00	0%	
CIS	18,305.8	369.91	1%					
HUL	13,654.5	272.33	1%					
Exports	9,738.7	323.76	1%					
CONTINENT	4,942.6	447.10	0%					
TOTAL	15,20,988.6	311.91	100%	TOTAL	33,389.8	654.25	100%	

**ASSAM CTC BATTING ORDER (GTAC+CTTA) Sale 14 to 30**

MARK	2025-26		2024-25	
	KGS	AVG	KGS	AVG
HOOKHMOL	110438	530.96	86614	539.58
GATOONGA	78596	484.87	161315	542.02
DECKIAJULI	99217	456.14	100339	426.93
BEHUBOR	28548	449.72	9233	483.44
HATIMARA	127903	445.77	105507	477.67
MOKRUNG	35897	444.21	94969	515.67
HALMARI	237527	437.35	189060	466.74
BANAMALIE	44984	422.73	63963	408.76
DOOMUR DULLUNG	107188	413.85	161950	425.06
SALKATHONI	109650	412.67	118617	474.18
DOOLAHAT	147719	398.90	171347	362.26
HAROOCHARAI	83045	396.29	99643	367.75
LOHPOHIA	29425	393.76	28499	382.58
HIRAJULI	46600	391.92	55418	403.95
KAMARBUND	52682	388.67	59889	404.17
GELAKEY	87511	386.95	77505	391.16
KHARIKATIA	134209	385.73	136837	400.95
BORJAN	97321	377.43	99039	368.83
DOOMNI	217427	375.96	268212	390.03
SILONIBARI	97624	373.58	93917	338.34
KOONTAI 'B'	296212	372.68	393877	389.97
DUFLATING	83644	367.65	111215	407.57
KHONA	67470	367.64	59078	404.59
SOCKETING	118763	365.31	130670	362.14
HAJUA	118317	363.00	168437	414.44

*\* Above 20000Kgs.*

**DOOARS CTC BATTING ORDER (STAC+CTTA) Sale 14 to 30**

MARK	2025-26		2024-25	
	KGS	AVG	KGS	AVG
KARTICK	144917	365.53	92647	379.66
BINAGURI	329229	352.40	327650	309.45
ARYAMAN	37334	334.89	0	0.00
GHATIA ROYAL	96971	332.84	22524	318.91
RYDAK	202682	331.30	174613	337.81
BARADIGHI	171327	327.38	161583	327.95
NEPUCHAPUR	160083	326.90	154230	310.81
GULMA	291081	324.79	133689	321.20
JITI	253408	321.78	365994	309.01
LAKHIPARA	87188	321.63	4510	276.63
HOPE	132106	320.16	197213	311.97
BHATKAWA	82438	319.82	96703	319.04
PAHARGOOMIAH	242095	315.18	180464	302.50
KARALAVALLEYROYAL	100556	313.40	86129	290.69
CHULSA	52386	311.34	119068	335.69
MORAGHAT	232132	309.80	263087	306.12
MAINAKROYAALE	43975	308.34	12550	305.64
DALGAON	220282	307.32	217246	322.59
GOPALPUR	113926	304.10	131859	272.80
MEENGLAS	313735	302.68	248371	295.23
KUMARGRAM	150216	300.54	244811	311.00
CHALOUNI	36937	300.20	174625	307.04
ZURRANTEE	135884	299.25	110471	289.07
SANKOS	238088	297.68	349848	302.05
LEESH RIVER	335469	294.52	229800	302.56

*\* Above 20000Kgs.*

## ASSAM ORTHODOX BATTING ORDER (GTAC+CTTA) Sale 14 to 30

MARK	2025-26		2024-25	
	KGS	AVG	KGS	AVG
MANGALAM(CLSPL)	20114	564.23	17716	687.79
DEJOO	100609	422.58	113168	364.71
HARMUTTY	129226	410.93	104758	391.17
OAKLANDS	46372	373.24	5630	373.34
DIKOM	176785	369.60	151202	336.22
SESSA 'B'	164589	365.50	103251	329.36
BORPATRA	193069	364.71	97393	365.62
MOKALBARI EAST	132216	363.16	134064	344.61
MADHUTING	324191	357.68	174728	343.80
DHELAKHAT	194173	350.18	163813	342.88
SINGLIJAN	76120	348.17	117865	325.73
HATTIALLI	207765	347.90	124010	333.37
LANGHARJAN	229919	345.64	338	375.02
METHONI	97740	345.14	126492	345.14
NONAIPARA	142166	341.85	49385	340.81
SEAJULI	86073	341.62	117875	311.40
MOHUNBAREE	52207	339.27	56979	318.75
PENGAREE	219994	339.09	197534	345.53
PHILLOBARI	200736	338.44	233930	273.16
RAIDANG 'D'	264630	333.53	401524	286.61
KOOMSONG	405144	333.06	307361	299.54
JOONKTOLLEE	151885	332.04	19760	330.45
MUTTUCK	137918	331.35	172791	332.69
DAISAJAN	194087	328.96	113531	285.33
PANITOLA	439020	327.20	159076	289.56

\* Above 20000Kgs.

## DARJEELING BATTING ORDER Sale 14 to 30

MARK	2025-26		2024-25	
	KGS	AVG	KGS	AVG
BALASUN	6204	947.53	4979	687.04
GIELLE	9787	900.23	8665	831.43
SUNGMA	5603	888.42	7710	797.67
TEESTA VALLEY	14302	869.32	12634	805.01
CASTLETON	19878	828.51	23643	759.96
PUTTABONG	8877	789.46	12701	682.06
THURBO	31811	656.97	28955	564.02
NAMRING(UPPER)	9389	655.81	7708	683.86
MARGARET'S HOPE	36356	623.11	23392	571.59
BADAMTAM (ORGANIC)	10599	571.87	9256	548.21
BARNESBEG (ORGANIC)	6941	546.60	4841	647.19
GOPALDHARA	9536	545.15	7593	432.74
MIM	12896	527.85	11760	395.59
GLENBURN	28332	494.28	12765	466.28
SINGBULLI (ORGANIC)	4930	492.63	2833	371.31
ROHINI	12682	472.79	7421	404.18
NAMRING	6345	461.31	581	701.78
SELIMBONG	3109	456.93	2020	445.95
ORANGE VALLEY	3343	432.00	585	337.18
HILLTON	26705	416.56	10725	295.44
UPPER FAGU	32629	368.23	22799	333.87
GYA/MILLIKTHONG	4013	353.71	1098	657.45
NORTH TUKVAR	4770	273.93	5608	233.09
NURBONG	3876	240.61	1885	379.09
MISSION HILL	3672	225.16	17462	230.52

\* Above 3000 Kgs.

Follow us on:

